

# BLACKBOARD STUDENT GUIDELINES


خطوات استخدام موقع البلاكبورد

Click <https://lms.lc.ac.ae>

Then enter your username and password

إفتح الرابط أعلاه ثم أدخل اسم المستخدم وكلمة المرور

Home Page  
الصفحة الرئيسية



كلية ليوا  
Liwa College  
Est 1993 م

Username

→ username (Email)  
إسم المستخدم (البريد الإلكتروني)

Password

→ Your Password  
كلمة المرور

Sign In

[Forgot Password?](#)

## Change Password تغيير كلمة المرور

The screenshot shows the Blackboard user profile page for Abdullah Esmat. The left sidebar contains navigation options: Institution Page, Abdullah Esmat (highlighted with a red box and arrow labeled '1'), Activity Stream, Courses, Organizations, Calendar, Messages, Grades, and Tools. The main content area displays the user's profile information, including a profile picture, name, and email address. Below this, there are two columns: 'Basic Information' and 'System Settings'. The 'Basic Information' column contains fields for Full Name, Email Address, Student ID, and Password. The 'Password' field has a 'Change password' link highlighted with a red box and arrow labeled '2'. The 'System Settings' column contains links for Language, Privacy Settings, and Global Notification Settings.

**Blackboard**

- Institution Page
- Abdullah Esmat
- Activity Stream
- Courses
- Organizations
- Calendar
- Messages
- Grades
- Tools

**Abdullah Esmat**  
abdallah.esmat

**Basic Information**

Full Name	Abdullah Esmat
Email Address	abdallah.esmat@khawarizmi.com
Student ID	<a href="#">Add student ID</a>
Password	<a href="#">Change password</a>

**System Settings**

- Language
- Privacy Settings
- Global Notification Settings

1 Click on your name  
انقر على اسمك

2 Click here to change password  
انقر هنا لتغيير كلمة المرور

- 1- Type your current password
- 2- Type your new password
- 3- Confirm new password & save

- 1- اكتب كلمة السر الحالية
- 2- اكتب كلمة السر الجديدة
- 3- تأكيد على كلمة السر الجديدة ثم حفظ

Profile Settings  
Change Password

You can change your Blackboard Learn system password here.

Your password is case sensitive and can't be blank.

\* Old Password

.....

\* New Password

\* Confirm New Password

Save

## View Courses عرض المساقات

Institution Page

Abdullah Esmat

Activity Stream

**Courses**

Organizations

Calendar

Messages

Grades


← Summer 2 2020-2021

Current Courses ▾


☰ ☒ 🔍 Search your courses

Filter All Courses ▾


Summer 2 2020-2021



100183-21-2004-S-1-10106  
BIT Senior Graduation Project 2  
[Multiple Instructors](#) ⓘ ☆



100183-22-2004-S-1-10107  
BIT Senior Graduation Project 2  
[Multiple Instructors](#) ⓘ ☆






Restored\_3  
Introduction to health profession  
[Multiple Instructors](#) ⓘ ☆

Click on Course name to open the course  
انقر على اسم المساق لفتح المساق

← Summer 2 2020-2021 Current Courses ▾

☰ ☒ 🔍 Search your courses Filter All Courses ▾

Summer 2 2020-2021

 <p>100183-21-2004-S-1-10106 BIT Senior Graduation Project 2 <a href="#">Multiple Instructors</a> ⓘ ☆</p>	 <p>100183-22-2004-S-1-10107 BIT Senior Graduation Project 2 <a href="#">Multiple Instructors</a> ⓘ ☆</p>	 <p>Restored_3 Introduction to health profession <a href="#">Multiple Instructors</a> ⓘ ☆</p>
---	---	---

# Download Resources






## تحميل الموارد

Content Calendar Announcements Discussions Gradebook Messages Groups

### Course Faculty

No course faculty

### Details & Actions

-  Roster  
[View everyone in your course](#)
-  Progress Tracking ⓘ  
Off
-  Class Collaborate  
Room closed
-  Attendance  
[View your attendance](#)
-  Books & Tools  
[View course & institution tools](#)

### Course Content

Introduction

Syllabus

Faculty Information

Week 1

Chapter 1

Week 2

Click on the folder name to open the folder  
انقر فوق اسم المجلد لفتح المجلد

Click on the file name to browse the file  
انقر فوق اسم الملف لتصفح الملف

Or click on the three dots to download the file  
او انقر على الثلاث نقاط لتحميل الملف

Download








# Submit Assignments

## إرسال الواجبات


Content Calendar Announcements Discussions Gradebook Messages Groups

### Details & Actions


-  **Roster**  
[View everyone in your course](#)
-  **Progress Tracking** ⓘ  
Off
-  **Class Collaborate** ...  
Room closed
-  **Attendance**  
[View your attendance](#)
-  **Books & Tools**  
[View course & institution tools](#)

### Course Content

Week 15 & 16 | Final Exam

Assignments & Assessments  **Go to the Assignments & Assessments folder**  
انتقل إلى مجلد الواجبات والتقييمات

Assignments & Assessments

Assignment  **Click Assignment File**  
انقر فوق ملف الواجب  
Due date: 8/30/23, 12:00 AM

Exam  
Due date: 8/30/23, 12:00 AM | Time limit: 90 minutes

Academic Integrity

## Submit Assignments إرسال الواجبات

The screenshot displays a user interface for submitting assignments. The top navigation bar includes 'Content', 'Calendar', 'Announcements', 'Discussions', 'Gradebook', 'Messages', and 'Groups'. The main content area is divided into two sections: 'Course Content' on the left and 'Assignment Details' on the right.

**Course Content:**

- Week 15 & 16 | Final Exam
- Assignments & Assessments (highlighted with a red box and text: "Check Due date" / "التحقق من تاريخ الاستحقاق")
- Assignments & Assessments (document icon)
- Assignment (Due date: 8/30/23, 12:00 AM)
- Exam (Due date: 8/30/23, 12:00 AM | Time limit: 90 minutes)
- Academic Integrity (highlighted with a red box and text: "Click Start Attempt" / "انقر فوق بدء المحاولة")

**Assignment Details (Test Course):**

### Assignment

**Details & Information**

- Assessment due date:** 8/30/23, 12:00 AM
- Attempts:** 1 attempt left

**Grading**

Maximum points	100 points
----------------	------------

**Start attempt** (button)

# Submit Assignments

## إرسال الواجبات

Test Course

### Assignment

Assignment Content

Assignment

Download

1

Click on the three dots to download the assignment file  
انقر على الثلاث نقاط لتنزيل ملف الواجب

Submission

Attachment

2

Use the attachments button to download the answer file  
استخدم زر المرفقات لتحميل ملف الإجابة

Word count: 0

Last saved 2:00:46 PM

Details & Information

Assessment due date  
8/30/23, 12:00 AM (UTC+4)

Attempts  
1 attempt left

Grading

Maximum points	100 points
----------------	------------

3

Click Submit when done  
انقر على إرسال عند الانتهاء






Save and Close

Submit

# Attempt Exam أداء الامتحان

Content Calendar Announcements Discussions Gradebook Messages Groups

## Details & Actions

-  Roster  
[View everyone in your course](#)
-  Progress Tracking ⓘ  
Off
-  Class Collaborate  
Room closed ...
-  Attendance  
[View your attendance](#)
-  Books & Tools  
[View course & institution tools](#)

## Course Content

Week 15 & 16 | Final Exam

Assignments & Assessments

Go to the Assignments & Assessments folder

انتقل إلى مجلد الواجبات والتقييمات

Assignments & Assessments

Assignment  
Due date: 8/30/23, 12:00 AM

Exam  
Due date: 8/30/23, 12:00 AM | Time limit: 90 minutes

Click Exam File  
انقر فوق ملف الامتحان

Academic Integrity

# Attempt Exam أداء الامتحان

The screenshot displays a course page with a navigation menu at the top: Content, Calendar, Announcements, Discussions, Gradebook, Messages, and Groups. The main content area is titled 'Course Content' and lists several items:

- Week 15 & 16 | Final Exam
- Assignments & Assessments
- Assignments & Assessment
- Assignment (Due date: 8/30/23, 12:00 AM)
- Exam (Due date: 8/30/23, 12:00 AM | Time limit: 90 minutes)
- Academic Integrity

On the right side, there is a 'Test Course' sidebar for 'Exam' with the following details:

- Assessment due date:** 8/30/23, 12:00 AM
  - You can't submit work after the due date.
  - You can't make a new submission attempt after due date.
- Time limit:** 90 minutes | Automatic submission
- Attempts:** 1 attempt left

Below the details, there is an 'Access code required' section with a text input field labeled 'Type 6-digit code' and a 'Start attempt' button.

Four red arrows point to specific elements in the interface:

- Arrow 1: Points to the 'Check Due date' text (التحقق من تاريخ الاستحقاق) next to the 'Assignments & Assessments' item.
- Arrow 2: Points to the 'Check Time Limit' text (التحقق من الحد الزمني) next to the 'Assignments & Assessment' item.
- Arrow 3: Points to the 'Insert the Access Code' text (أدخل رمز الوصول) next to the 'Exam' item.
- Arrow 4: Points to the 'Click Start Attempt' text (انقر فوق بدء المحاولة) next to the 'Academic Integrity' item.

## Attempt Exam أداء الامتحان

Always watch the remaining time  
راقب الوقت المتبقي دائما

89 minutes remaining

2 OF 4 QUESTIONS REMAINING

Check the number of remaining questions  
تأكد من عدد الاسئلة المتبقية

8/30/23, 12:00 AM (UTC+4)

- You can't submit work after the due date.
- You can't make a new submission attempt after due date.

**Time limit**  
90 minutes | Automatic submission

**Attempts**  
1 attempt left

### Grading

Maximum points	10 points
----------------	-----------

### Question 1

2 Points

True or False

True

False

Solve all questions  
قم بحل جميع الاسئلة

### Question 2

2 Points

Multiple Choose

3

2

1

Last saved 2:05:04 PM

Questions Filter (4)

Save and Close

Submit

Click Submit when done  
انقر على إرسال عند الانتهاء



Thank you

شكرا



كلية ليوا  
Liwa College

منذ 1993 Est

